

**RÖHM**<sup>®</sup>  
FOCUS ON QUALITY



**RG 3 Start**  
**Blank-Signal Pistol cal. 6 mm**  
**Flobert Platz**

**EN** Operating instructions

**1**

SAFETY INSTRUCTIONS

**2**

CARE

**3**

DESIGNATION OF PARTS

**4**

OPERATION

**⚠ WARNING:** DO NOT BRANDISH OR DISPLAY THIS PRODUCT IN PUBLIC – IT MAY CONFUSE PEOPLE AND MAY BE A CRIME. POLICE AND OTHERS MAY THINK IT IS A FIREARM. DO NOT CHANGE THE COLORATION AND MARKINGS TO MAKE IT LOOK MORE LIKE A FIREARM. THAT IS DANGEROUS AND MAY BE A CRIME.

**⚠ WARNING:** THIS PISTOL UTILIZES BLANK CARTRIDGES WHICH CONFORM WITH SAAMI STANDARDS OR CIP STANDARDS RESPECTIVELY. PLEASE NOTE THE CHAMBER IS ONLY DESIGNED TO ACCEPT BLANK CARTRIDGES. IT IS NOT DESIGNED TO ACCEPT ANY FIXED AMMUNITION CARTRIDGE OR LIVE CARTRIDGE. BEFORE USING THIS PISTOL PLEASE CAREFULLY READ THE “OPERATING INSTRUCTIONS” AND THE “SAFETY PRECAUTIONS”. ONLY WHEN YOU ARE CERTAIN YOU HAVE FULLY FAMILIARIZED YOURSELF WITH THE FUNCTION OF YOUR GUN SHOULD YOU PRACTICE LOADING, UNLOADING AND FIRING.



## SAFE WEAPON HANDLING

EN

You should be fully familiar with the proper and safe handling of your weapon. Remember that according to the basic rules of safe weapon handling, touching a gun is the same as handling it.

- Always treat a weapon as if it was loaded.
- Always keep the pistol on "Safe" when loading it in order to prevent an unintentional discharge.
- Keep your finger away from the trigger. It should be straight and should rest on the trigger guard.
- Only use the kind of ammunition suitable for your weapon.
- Always keep the muzzle pointed in a safe direction.
- Never transport a loaded weapon. Only load your weapon when you intend to fire it.
- Never aim your blank firing gun at persons or animals.
- Before you discharge your weapon, make sure that target and surrounding area are safe.
- Always check whether the weapon is unloaded when you are carrying it or when you have received it from another person.
- Make sure that you always have full control over the muzzle of your weapon, even if you stumble or fall down.
- Safety shooting glasses should always be worn when firing the weapon.
- Always store your weapon in a safe place and in unloaded condition. Unauthorized persons (persons not familiar with the use of weapons, children and minors) must not have access to it. Ammunition must be kept in a separate place.
- The weapon together with its operating instructions may only be handed over to persons who have reached the age of 18 (or older) and who are fully familiar with the handling of it.
- Modifications or repairs of weapons are only to be effected by authorized agencies or by a skilled gunsmith.
- Never leave a loaded weapon unattended.
- Only unloaded weapons are to be handed over to another person.
- Shooting with a blank firing weapon is permitted only under the following circumstances (for more details refer to the applicable firearms laws in your country)
  - averting danger and performing rescue training
  - for self-defense and in states of emergency
  - shooting on enclosed private property by the owner or with the owner's permission.

**⚠ WARNING: KEEP YOUR FINGER AWAY FROM THE TRIGGER UNLESS YOU INTEND TO FIRE. ALWAYS KEEP YOUR GUN POINTED IN A SAFE DIRECTION SO THAT YOU AND OTHERS CANNOT BE ENDANGERED.**



## WARRANTY

### 1 YEAR LIMITED WARRANTY

This product is warranted to the retail consumer for 1 year from date of purchase against defects in material and workmanship and is not transferable.

### WHAT IS COVERED

Replacement parts and labor.

### WHAT IS NOT COVERED

Shipping charges to Umarex USA for defective product and damages caused by abuse or failure to perform normal maintenance as well as any other expense. Consequential damages, or incidental expenses, including damage to property. Some states do not allow the exclusion or limitation of incidental or consequential damages, so the above limitation or exclusion may not apply to you.

### WARRANTY CLAIMS

Warranty Claims and Repair for U.S. and Canadian customers only.

Call Umarex USA (479)-646-4210 and ask for the Service Department. If it is determined a return is necessary, you will be issued a Return Authorization Number. Write this number boldly on the box and return the product prepaid to Umarex USA. Your name, address, phone number and a note explaining the defect found must be included in the package. A copy of the original purchase receipt must accompany the return. U.S. customers include a check made to Umarex USA in the amount of \$14.95 to cover shipping and handling.

### IMPLIED WARRANTIES

Any implied warranties, including the implied warranties of merchantability and fitness for a particular purpose, are limited in duration to 1 year from date of retail purchase.

**SOME STATES DO NOT ALLOW LIMITATIONS ON HOW LONG AN IMPLIED WARRANTY LASTS, SO THE ABOVE LIMITATIONS MAY NOT APPLY TO YOU. TO THE EXTENT ANY PROVISION OF THIS WARRANTY IS PROHIBITED BY FEDERAL STATE, OR MUNICIPAL LAW WHICH CANNOT BE PREEMPTED, IT SHALL NOT BE APPLICABLE. THIS WARRANTY GIVES YOU SPECIFIC LEGAL RIGHTS, AND YOU MAY ALSO HAVE OTHER RIGHTS WHICH VARY FROM STATE TO STATE AND COUNTRY TO COUNTRY.**



## SAFETY INSTRUCTIONS



## CARE

EN



### CAUTION

Carefully read and understand these instructions before using this gun. Buyers and users must follow the instructions for the safe use of blank firing guns. Any changes or conversion of this gun will lead to a different classification of the gun in respect of the appropriate firearms legislation and are therefore illegal. In such cases, the manufacturer's warranty becomes immediately null and void. **You must be 18 years or older to purchase this blank firing pistol.**



### CAUTION

Before any maintenance remove the magazine, open the slide, and inspect the chamber to make sure it is empty.

## CARE

Clean your gun after each use. Clean the cartridge chamber, breech face and magazine lips using a brush, then dry and lubricate it with gun oil. It is advisable to lubricate with gun oil, before using the gun after an extended period of inactivity.

## REPAIR

Do not attempt to repair this pistol if it needs service. Incorrect assembly could lead to dangerous malfunctions.

**Caution: Repairs should only be completed by an Umarex USA authorized gunsmith.**

## TECHNICAL DATA

<b>System:</b>	blank/gas/signal pistol	<b>Width:</b>	24,5 mm
<b>Trigger:</b>	Double Action Only	<b>Height:</b>	80 mm
<b>Ammo:</b>	blank/irritant cartridges	<b>Weight:</b>	335 g
<b>Caliber:</b>	cal. 6 mm Flobert	<b>Magazine capacity:</b>	6 rounds
<b>Length:</b>	105 mm	<b>Safety:</b>	manual




**⚠ WARNING:** THE COMPONENTS OF YOUR BLANK FIRING GUN WERE ENGINEERED AND MANUFACTURED TO DELIVER OPTIMUM PERFORMANCE. ANY MODIFICATION OR TAMPERING WITH YOUR GUN MAY CAUSE A MALFUNCTION, WILL VOID YOUR WARRANTY, AND MAY MAKE IT UNSAFE TO USE. ANY CHANGE IN PERFORMANCE (SUCH AS A LOWERED TRIGGER PULL FORCE AND SHORTENED TRIGGER TRAVEL), INDICATES POSSIBLE MODIFICATION, TAMPERING, AND/OR WEAR. SUCH GUN SHOULD BE INSPECTED, REPLACED, OR PROPERLY REPAIRED BY ONLY QUALIFIED UMAREX USA PERSONNEL. ANY GUN THAT HAS BEEN DROPPED SHOULD BE CHECKED BY QUALIFIED PERSONNEL TO ENSURE THAT ITS FUNCTION HAS NOT BEEN AFFECTED.

**⚠ WARNING:** FAILURE TO FOLLOW BASIC GUN SAFETY AND THE OPERATING INSTRUCTIONS FOR YOUR PISTOL MAY CAUSE SERIOUS PERSONAL INJURY OR DEATH. DESIGNED FOR EXPERIENCED SHOOTERS. RECOMMENDED FOR ADULT USE ONLY.



## DESCRIPTION OF PARTS

EN








## SAFETY / FIRING / UNLOADING

EN




### CAUTION

Only handle the pistol when it is in the decocked condition.  
Always make sure that the muzzle is pointing in a safe direction.




#### Safety

Push safety to position **S**.



#### Shooting

Push safety catch to position **F**. Pull trigger until the shot goes off. Let trigger get back to normal position and the pistol can be fired again. After 6 rounds the magazine will be empty. Pulling the trigger once more will eject the magazine.



#### Unloading

Push safety catch to position **E**. Pull trigger until the magazine and push out empty shells.

**⚠ WARNING:** NEVER USE CARTRIDGES NOT SPECIFICALLY DESIGNATED FOR USE IN YOUR BLANK FIRING GUN. FAILURE TO USE CORRECT TYPE OR CALIBER OF CARTRIDGE MAY CAUSE THE GUN TO JAM, FAIL TO FIRE OR EVEN GENERATE EXCESSIVE PRESSURE WHICH CAN DAMAGE OR EVEN RUPTURE YOUR GUN, CAUSING PERSONAL INJURY, DEATH OR PROPERTY DAMAGE.





## LOADING

EN



### CAUTION


Use only cal. 6 mm Flobert blank or irritant ammunition.  
Load, unload and strip the weapon only when the safety is engaged.  
Always keep the muzzle pointed in a safe direction.




❶ Remove the empty magazine.



❷ Pull up the steel flap on the magazine.



❸ Insert cartridges cal. 6mm Flobert.



❹ Press down the steel flap.



❺ Insert the loaded magazine into the magazine channel from the muzzle side until it clicks into the position.


**⚠ WARNING:** WEAR EYE AND EAR PROTECTORS SPECIFIED FOR FIREARM USE EVERY TIME YOU DISCHARGE YOURS BLANK FIRING GUN. MAKE SURE OTHERS IN THE VICINITY OF WHERE YOU WILL BE SHOOTING DO SO AS WELL. FAILURE TO FOLLOW THIS WARNING WILL CAUSE SERIOUS INJURY.



## FIRING BLANK AMMUNITION / IRRITANTS

EN


### Double Action Only



Pulling the trigger cocks the hammer and the shot is fired.



## TO EJECT EMPTY SHELLS




Swing out ejector at the locking flap, open flap on the magazine and push out empty shells.



## ACCESSORIES

EN



Magazine



Grip plate left (plastic)



Grip plate right (plastic)



**Distributed by / Distribué par:**

**UMAREXUSA<sup>®</sup>**  
[www.UmarexUSA.com](http://www.UmarexUSA.com)

**7700 Chad Colley Boulevard  
Fort Smith, AR 72916  
Phone: 479-646-4210**

[verkauf@roehm-waffen.de](mailto:verkauf@roehm-waffen.de) | [sales@roehm-guns.com](mailto:sales@roehm-guns.com)

[www.roehm-waffen.de](http://www.roehm-waffen.de) | [www.roehm-guns.com](http://www.roehm-guns.com)

We reserve the right to make color and design changes and technical improvements. No responsibility is accepted for printing errors or incorrect information.

Änderungen in Farbe und Design, sowie technische Verbesserungen, Druckfehler und Irrtum vorbehalten. Alle Angaben ohne Gewähr.

Sous réserve de modifications de couleur et de design, de modifications techniques, d'erreurs d'impression et d'erreurs en général. Informations sous toutes réserves.

Sujeto a cambios de color y diseño así como a mejoras técnicas y errores de impresión. Todos los datos sin garantía.

Renk ve tasarım üzerinde değişiklikler ve de teknik düzeltmeler, baskı hataları ve yanlışlıklar mahfuz tutulmaktadır. Verilen bilgilerden dolayı sorumluluk kabul edilmez.

Ответственность за отклонения по цвету и дизайну, а также технические исправления, опечатки и ошибки исключена. Все сведения приводятся без гарантии.

© UMAREX Sportwaffen GmbH & Co. KG